



## **METROMIX PTY LIMITED**

# **Pollution Incident Response Management Plan For Teralba Quarry**

# **1 Introduction**

## **1.1 Purpose**

To establish a Pollution Incident Response Management Plan (PIRMP) is to minimise the level of risk to life, property, the environment, as a result of an emergency spill/release.

## **1.2 Scope**

This PIRMP has been developed for the Metromix Teralba Quarry

## **1.3 References**

- Work Health and Safety Act 2011
- Work Health and Safety Regulations 2017
- Work Health and Safety (mines and petroleum sites) Act 2013
- Work Health and Safety (mines and petroleum sites) Regulation 2014
- Protection of the Environmental Operations Act 1997

# **2 Responsibilities**

## **2.1 Quarry Manager**

The Quarry Manager:

- Following the Pollution Incident Response Plan (see section 6 of this document)
- Contact the authorities and community (if required) in the event of environmental harm
- Shall investigate pollution incidents after they occur, review response plans and take remedial action
- Shall ensure pollution incident emergency drills are conducted regularly
- Shall ensure staff have up to date training in this PIRMP

## **2.2 Emergency Coordinator**

The Emergency Coordinator (EC) is responsible for:

- Following the Pollution Incident Response Plan (see section 6 of this document)
- For ensuring life, personal safety and environment takes precedence over asset protection
- Ordering immediate assistance such as; first aid, spill kits, gate warden as deemed necessary
- Ringing 000 if required
- Ordering radio silence to allow for emergency communication only

Should the EC is absent from site, they shall appoint a suitable trained EC to assume their duties.

### **3 Potential Pollution Incidents**

#### **3.1 Water Contamination**

- Diesel, oil or petroleum spill in the refuelling bay while refuelling bulk diesel storage tank, mobile equipment or vehicles
- Diesel spill in the refuelling bay due to diesel tank leaking into bund container
- Diesel or oil spill on the haul road or in pits during cartage around the site
- Diesel, oil or petroleum spill from customer or contractor trucks and vehicles
- Water quality and discharge monitoring is in place; these are recorded and place on our website.

#### **3.2 Dust**

- Dust emissions mechanical handling operations including crushing and grading process
- Dust emissions from planned blasting activities
- Dust from vehicle movements around the quarry
- Dust from stockpiles due to high wind

### **4 Pollution Incident Equipment**

#### **4.1 Spill incident equipment**

- Oil/hydrocarbon absorbent socks, pillows and pads
- Spill kits for contaminated waste
- Sand

#### **4.2 Spill prevention equipment and storage**

- Spill control banded pallets/banded areas used for petroleum, oil and chemical storage
- Diesel storage tanks with bunding designed to Australia Standards
- Bunding around diesel/petrol pumps

#### **4.3 Dust Control & Suppression**

- To protect all persons working on site, site specific Safe Work Method Statements (SWMS) and/or Safe Operating Procedures are in place for specific areas within the quarry/plant where PPE is mandated dependant on the work which includes wearing dust protection.
- Dust suppression is in place at key points to minimise dust using water.
- Water cart is used on roadways and traffic areas to minimise any dust generated by all vehicles
- Annual personal dust and noise monitoring is in place.

## 5 Notification and Communication

### 5.1 Notifying the Authorities
















- A pollution incident is required to be notified if there is a risk of “material harm” to the environment which is defined in section 147 of the POEO act as:
  - a) *Harm to the environment is material if:*
    - i. *It involves actual or potential harm to the health or safety of human beings or to ecosystems that is not trivial, or*
    - ii. *It results in actual or potential loss or property damage of an amount, or amounts in aggregate, exceeding \$10,000 (or such other amount as is prescribed by the regulations), and*
  - b) *Loss includes the reasonable costs and expenses that would be incurred in taking all reasonable and practicable measures to prevent, mitigate or make good harm to the environment.*
- If a spill occurs on site that has resulted in or has the potential to cause material harm to the environment the authorities to be notified are listed within the Pollution Incident Response Plan (see section 6 of this document)

### 5.2 Notifying the Community

- All community stakeholders that may be affected by spill harm will be notified.
- If a spill presents a significant risk of causing “material harm” to persons, property and/or the environment to an area that is not trivial, any community stakeholder within these areas will be notified at the earliest convenience.
- When it has been established that a community stakeholder is at risk from a spill that has the potential to cause harm the following process will be implemented.
  1. Community stakeholders will be contacted immediately after the relevant authorities have been contacted by telephone
  2. Stakeholders will be advised of recommended actions that can be taken to prevent or minimise material harm, e.g. evacuate area, shut doors and windows, cease drawing water for irrigation purposes.
  3. After the spill has been contained and managed by key personnel and authorities, subsequent communication will be undertaken by the Quarry Manager and/or Risk Manager. These may include:
    - Follow up telephone calls and/or face to face contact
    - Meetings with stakeholders
    - Written correspondence containing updates in regards to safety and environmental concerns associated with the pollution incident.

# POLLUTION INCIDENT RESPONSE

## IN THE EVENT THAT A POLLUTION INCIDENT OCCURS WHERE ACTUAL OR POTENTIAL MATERIAL HARM TO THE ENVIRONMENT IS CAUSED OR THREATENED:

<b>ASSESS</b>	<ul style="list-style-type: none"> <li>  Identify the severity, risk &amp; extent of the incident <ul style="list-style-type: none"> <li>○ What is the substance emitted?</li> <li>○ Is there a risk to health &amp; safety?</li> <li>○ What is the nature of the surrounding area?</li> <li>○ What is the volume of the emission?</li> </ul> </li> <li>  If the emission has the potential to cause material harm, execute the next phase of the plan  <b>ALERT</b> </li> </ul>
<b>ALERT</b>	<ul style="list-style-type: none"> <li>  Emergency Co-ordinator/Warden to take control. </li> <li>  Appropriate emergency services on <b>000</b>, If the incident present an immediate threat to human health or property </li> </ul>
<b>NOTIFY</b>	<ul style="list-style-type: none"> <li>  Notify relevant authorities in the following order: <ul style="list-style-type: none"> <li>○ EPA on 131 555</li> <li>○ Ministry of Health on 02 4924 6477</li> <li>○ Mines Inspector on 02 4931 6666</li> <li>○ Council (LGA) on 02 4921 0333</li> <li>○ Fire &amp; Rescue NSW on 000</li> </ul> </li> </ul>
<b>STOP</b>	<ul style="list-style-type: none"> <li>  Stop the source of the emission (e.g. close open valve causing spill) </li> <li>  Ensure that necessary emergency material are on hand to control larger emissions </li> </ul>
<b>CONTAIN</b>	<ul style="list-style-type: none"> <li>  Utilise barriers (absorbent booms, banks of sand) or spill absorbent to prevent the emission from spreading </li> <li>  The main priority is to prevent the emitted material from discharging off site </li> </ul>
<b>MITIGATE</b>	<ul style="list-style-type: none"> <li>  Implement environmental controls downstream of pollution to prevent/minimise further impact to receiving environment </li> </ul>
<b>CLEAN UP</b>	<ul style="list-style-type: none"> <li>  Clean-up &amp; remedial actions to restore the environment </li> <li>  Disposal of pollutants in accordance with regulations </li> </ul>
<b>REVIEW</b>	<ul style="list-style-type: none"> <li>  Conduct an investigation into the event and assist the EPA &amp; investigators with external enquires </li> <li>  Enter pollution incident into Online Event Reporting System </li> </ul>

Metromix has determined that in the event of an emergency which has the potential to affect neighbouring residences, communication shall occur via a phone call or door knock by the Quarry Manager.

**NOTE: This plan is incorporated into the Emergency Event Duty Cards provided around the quarry**

## **7 Plan Implementation and Testing**

- Site emergency drills are conducted on a regular basis (as per the SHE schedule), these involve both areas of safety and environmental incidents. These drills are recorded and files
- This plan is to be used in conjunction with the Duty Cards for Emergency Events when conducting drills